

NOVELIO

CLASSIC



Paintable wall coverings

NOVELIO

CLASSIC


Novelio® Classic, the authentic fiberglass wall covering: decorative, soft and resistant

This range provides maximum protection to walls and ceilings whilst bringing time savings for the applicator thanks to a wide range of finishes: pre-painted, pre-glued or self-adhesive.

Durable protection of walls and ceilings

- Reinforces delicate surfaces
- Resists abrasion
- Provides impact resistance
- Covers all cracks

A wide range of product finishes...



Pre-painted fiberglass wall coverings. This product saves one layer of paint during application.






Fiberglass wall coverings with a homogeneous film of glue activated by water. No need for glue.



Fiberglass wall coverings with a self-adhesive layer. No need for glue nor water activation machine.



Find the best product to match your needs:

| | | Standard | Pre-painted | Pre-glued | Pre-painted and pre-glued | Self-adhesive |
|---|---------------------------------------|-------------|---------------------|---------------------|--------------------------------------|---------------------|
| WORKING TIME | Glue application | ✓ | ✓ | ✗ | ✗ | ✗ |
|  | Wall covering application | ✓ | ✓ | ✓ | ✓ | ✓ |
| | Painting - 1 st layer | ✓ | ✓ | ✓ | ✓ | ✓ |
| | Painting - 2 nd layer | ✓ | ✗ | ✓ | ✗ | ✓ |
| | Working time savings | 0 % | 20 % | 30 % | 50 % | 20 % |
| | DRYING TIME | Glue drying | 24 h | 24 h | 24 h | 24 h |
|  | Painting 1 st layer drying | 24 h | 24 h | 24 h | 24 h | 24 h |
| | Painting 2 nd layer drying | 24 h | 0 h | 24 h | 0 h | 24 h |
| | Drying time saving | 0 % | 30 % | 0 % | 30 % | 30 % |
| MATERIAL | Glue | 7 kg | 7 kg | 0 kg | 0 kg | 0 kg |
|  | Painting - 1 st layer | 7 l | 7 l | 7 l | 7 l | 7 l |
| | Painting - 2 nd layer | 4 l | 0 | 4 l | 0 | 4 l |
| | Material savings | 0 % | 4 l of paint | 7 kg of glue | 4 l of paint and 7 kg of glue | 7 kg of glue |
| RECOMMENDATION | Professional big projects | ● | ●● | ●● | ●●● | ● |
| | Professional small projects | ●● | ●● | ● | ● | ●●● |
| | DIY | ● | ●● | ● | ● | ●●● |

Calculations are based on typical application for standard 15 m² room with walls' area about 35 m² (informative value)

NOVELIO

CLASSIC

Fiberglass wall coverings

Maximum protection of the walls and ceilings

Highly resistant to cracks and abrasion, this Novelio® range must be applied in a traditional way: application of vinyl glue on the wall, application of fiberglass wall covering, 2 layers of acrylic paint.

We offer a large choice of patterns from very flat to fashionable ones

- Crack prevention & abrasion resistance
- Crack covering for wall renovation
- Decorative product



Benefits

- Durable protection of the wall (with 2 layers of acrylic paint)
- Fast wall renovation
- Easily washable & re-paintable

Application Steps

Wall preparation

- The wall must be clean (no dust, dirt or grease), dry, even and primed
- Temperature should not be below 8 °C

Wall covering application

- 1 Cut the individual strips of wall covering according to the room height (+10 cm; respect the pattern repeat)
- 2 Apply the vinyl glue on the wall homogeneously by means of roller (~200 g / m², ±10%)
- 3 Place the wall covering strip on the wall vertically (or respect the horizontal layout of pattern) and smooth it with plastic spatula or clean roller
- 4 Place the adjacent strip edge to edge
- 5 Repeat the points 1, 2, 3 and 4 with other strips until you finish the room
- 6 Cut the excessive parts with a knife
- 7 Apply the first layer of acrylic paint (250 g / m², ±10%) when the product is dry (~1 day)
- 8 Apply the second layer of acrylic paint (150 g / m², ±10%) when the product is dry (~1 day)



5



NOVELIO

CLASSIC

Product range

| Standard | Finish | Code | g / m ² | roll size [m × m] | rolls / pallet | qty / pallet [m ²] |
|-----------------------|----------|-------|--------------------|----------------------|----------------|-----------------------------------|
| Decoveil | Standard | GV45 | 45 | 50 × 1 | 40 | 2000 |
| Weaving | Standard | T1012 | 120 | 50 × 1 | 28 | 1400 |
| | Standard | T1010 | 145 | 50 × 1 | 24 | 1200 |
| | Standard | T1013 | 160 | 50 × 1 | 24 | 1200 |
| | Standard | T1017 | 210 | 50 × 1 | 20 | 1000 |
| Ceiling | Standard | T1003 | 135 | 50 × 1 | 40 | 2000 |
| | Standard | T1006 | 155 | 50 × 1 | 40 | 2000 |
| Braid | Standard | T1011 | 160 | 50 × 1 | 24 | 1200 |
| | Standard | T1009 | 200 | 50 × 1 | 18 | 900 |
| Fishbone | Standard | T2009 | 160 | 50 × 1 | 24 | 1200 |
| | Standard | T2004 | 195 | 50 × 1 | 18 | 900 |
| Strip | Standard | T1005 | 175 | 50 × 1 | 24 | 1200 |
| Mosaic | Standard | T1023 | 200 | 50 × 1 | 24 | 1200 |
| Small weaving | Standard | T1024 | 145 | 50 × 1 | 30 | 1500 |
| Small Caro | Standard | T1030 | 185 | 50 × 1 | 24 | 1200 |
| Domino | Standard | T2002 | 195 | 50 × 1 | 18 | 900 |
| Diagonal | Standard | T2005 | 175 | 50 × 1 | 18 | 900 |
| Lozenge | Standard | T2007 | 190 | 50 × 1 | 18 | 900 |
| Small Lozenge | Standard | T2011 | 195 | 50 × 1 | 18 | 900 |
| Interlacing | Standard | T2014 | 195 | 50 × 1 | 18 | 900 |
| Small Fishbone | Standard | T2101 | 180 | 50 × 1 | 30 | 1500 |
| Crepi | Standard | T3011 | 160 | 50 × 1 | 36 | 1800 |

Decoveil - GV45

Ceiling - T1003 - T1006

Braid - T1011 - T1009

Fishbone - T2009 - T2004

Small weaving - T1024

Small Caro - T1030

Domino - T2002

Diagonal - T2005

Lozenge - T2007

Small Lozenge - T2011

Small Fishbone - T2101

Crepi - T3011

NOVELIO

CLASSIC



Pre-painted Fiberglass wall coverings

Up to 20% saving of working time

Pre-painted wall coverings only need 1 layer of quality paint to ensure durable protection of the surfaces.

- Pre-painted for an easier application
- Crack prevention & Abrasion resistance
- Crack covering for wall renovation
- Decorative product



Benefits

- Time saving: 1 day of drying time (paint), 20% of working time
- Material saving: 4 l of paint for a 15 m² room
- Durable protection of the wall (with 1 layer of acrylic paint)
- Fast wall renovation
- Easily washable & re-paintable

Application Steps

Wall preparation

- The wall must be clean (no dust, dirt or grease), dry, even and primed
- Temperature should not be below 8° C

Wall covering application

- 1 Cut the individual strips of wall covering according to the room height (+10 cm; respect the pattern repeat)
- 2 Apply the vinyl glue on the wall homogeneously by means of roller (~200 g / m², ±10%)
- 3 Place the wall covering strip on the wall vertically (or respect the horizontal layout of pattern) and smooth it with plastic spatula or clean roller
- 4 Place the adjacent strip edge to edge
- 5 Repeat the points 1, 2, 3 and 4 with other strips until you finish the room
- 6 Cut the excessive parts with a knife
- 7 Apply only one layer of white acrylic matt paint (250 g / m², ±10%). (For shiny finish or dark colors, a second layer might be necessary)



NOVELIO

CLASSIC



Product range

| Pattern | Finish | Code | g / m ² | roll size [m × m] | rolls / pallet | qty / pallet [m ²] |
|-----------------------|-------------|--------|--------------------|-------------------|----------------|--------------------------------|
| Decoveil | Pre-Painted | GV75C | 100 | 50 × 1 | 32 | 1600 |
| | Pre-Painted | GV130C | 130 | 50 × 1 | 24 | 1200 |
| | Pre-Painted | GV190C | 190 | 50 × 1 | 24 | 1200 |
| Weaving | Pre-Painted | T1112C | 128 | 50 × 1 | 24 | 1200 |
| | Pre-Painted | T1007C | 140 | 50 × 1 | 24 | 1200 |
| | Pre-Painted | T1010C | 145 | 50 × 1 | 24 | 1200 |
| | Pre-Painted | T1013C | 160 | 50 × 1 | 24 | 1200 |
| Metis | Pre-Painted | T1050C | 125 | 50 × 1 | 54 (18 × 3) | 2700 (900 × 3) |
| Ceiling | Pre-Painted | T1006C | 155 | 50 × 1 | 40 | 2000 |
| Braid | Pre-Painted | T1009C | 200 | 50 × 1 | 18 | 900 |
| Small Fishbone | Pre-Painted | T2001C | 170 | 50 × 1 | 30 | 1500 |
| Fishbone | Pre-Painted | T2004C | 195 | 50 × 1 | 18 | 900 |
| Crepi | Pre-Painted | T3011C | 160 | 50 × 1 | 36 | 1800 |

Decoveil - GV75C - GV130C - GV190C

Ceiling - T1006C

Braid - T1009C

Small Fishbone - T2001C

Fishbone - T2004C

Crepi - T3011C

NOVELIO

CLASSIC

Pre-glued wall covering



Guaranteed competitiveness for Professionals and improved air quality for end-user

Saving time on construction work, the key for competitiveness

Interior finishings of large construction work represent thousands of square meters and mobilise different **building trades simultaneously**.

Each craftsman must adapt and optimize his work **to respect the time-frames**.

Respecting the timeframe for applying wall coverings means not only **decreasing the working time** but also **operating in a clean environment**.

How can we support the craftsman in this step?



Novelio® EasyGlue provides the solution with a high-performance product

Significant time savings thanks to its pre-glued formulation

- **30% saving** on wall covering application time and more than **50%** if the product is **pre-painted**
- **Clean and comfortable** working conditions
- An **homogeneous** pre-glued surface

A decorative, soft and resistant wall covering as are all products in the Novelio® range

- Reinforces delicate surfaces
- Resists abrasion and impact
- Covers all cracks

Improve indoor air quality

- immediate and permanent absorption of formaldehyde
- long-lasting effect (>10 yrs)

EasyGlue wall covering is made with an **homogeneous film** of glue on one side. This pre-glued wall covering needs a **wetting system** to reactivate the glue.

The chemical formulation of the glue and special coating of the wall covering **meets all needs of the applicator:**

- To apply the wallcovering immediately after wetting
- To get an optimal adhesive performance even for technical sections (ceilings, external angles, stairwells)
- To move the strip and to adjust the joints so the joints are not visible
- To remove and to reposition and a reposition the strip without any loss of its adhesiveness or its movability

EasyGlue efficiency

Application time savings of between 30% to 50%*

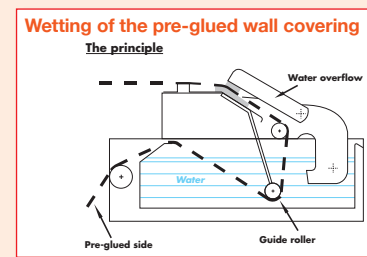
As soon as the wall preparation is finalized, the pre-glued wallcovering is activated and can be glued onto the wall with a time saving around 30%. **No need to glue the wall any more.**

To increase this productivity, we offer a **pre-painted finish** for which **only one layer** of paint is needed. This product can provide a time saving of around 50%.

Thanks to the wetting system, the pre-glued wall covering improves the working conditions of the painters

The wall covering does not touch the ground and is applied directly on the wall.

* Calculations are based on typical application for a standard 15 m² room



Application advice:

1 - Wet the pre-glued wall covering.
The wall covering glues immediately.



Practical advice

- Keep the water in the bath at the maximum level to ensure sufficient time for the pre-glued wall covering to wet
- Use a clean and temperate water to guarantee a good activation of the glue
- Do not leave the wall covering in the water (cut all strips that stayed in the water before preparing a new strip)

2 - Apply the strip quickly with a plastic spatula.



Practical advice

- Apply the wall covering immediately or latest after 10 minutes (wall must be clean, dry and primed)
- Smooth all the strip to get away of the air bubbles
- Apply carefully the wall covering in the angles and prepare the cuts of excessive parts
- Check the adhesiveness before starting the 2nd strip

3 - After drying is complete, apply one or two layers of acrylic paint.



Practical advice

- Check ceiling angles before painting
- For a standard finish, the 1st layer of paint must be applied generously to pass through the wall covering, the second layer guarantees a thick and durable film
- For a pre-painted version, use a quality paint and apply the layer generously

NOVELIO

CLASSIC



Product range

| Pattern | Finish | Code | g / m ² | roll size [m × m] | rolls / pallet | qty / pallet [m ²] |
|-----------------------|-------------------------|----------|--------------------|----------------------|----------------|-----------------------------------|
| Weaving | Pre-glued | T1010EF | 180 | 50 × 1 | 20 | 1000 |
| Decoveil | Pre-glued & pre-painted | GV190CEF | 210 | 50 × 1 | 18 | 900 |
| Weaving | Pre-glued & pre-painted | T1013CEF | 200 | 50 × 1 | 18 | 900 |
| Ceiling | Pre-glued & pre-painted | T1006CEF | 185 | 50 × 1 | 30 | 1500 |
| Braid | Pre-glued & pre-painted | T1009CEF | 250 | 50 × 1 | 15 | 750 |
| Small Fishbone | Pre-glued & pre-painted | T2101CEF | 215 | 50 × 1 | 24 | 1200 |
| Fishbone | Pre-glued & pre-painted | T2004CEF | 250 | 50 × 1 | 15 | 750 |
| Crepi | Pre-glued & pre-painted | T3111CEF | 270 | 50 × 1 | 20 | 1000 |

Decoveil - GV190CEF

Ceiling - T1006CEF

Braid - T1009CEF

Small Fishbone - T2101CEF

Fishbone - T2004CEF

Crepi - T3111CEF

NOVELIO

CLASSIC



Self-adhesive fiberglass wall covering

Ideal solution for fast renovation

Saving time on construction work, a challenge for all

- How to prepare a wall or ceiling after a water damage **in only 2 steps?**
- How to renovate a room in **only one weekend?**



Novelio® EasyFix provides the solution with a high-performance product

Significant time savings thanks to its self-adhesive formulation

- **20% saving** in wall covering application time
- **30% saving** in total renovation work

A decorative, soft and resistant wall covering as are all products in the Novelio® range

- Reinforces delicate surfaces
- Resists abrasion and impact
- Covers all cracks

EasyFix principle

EasyFix paintable wall covering is produced with a **self-adhesive coating** on one side.

The chemical formulation of this adhesive **meets all needs of the applicator:**

- To keep the wall covering glued to the wall until ready for the painting
- To remove the strip several times without losing adhesiveness
- To work in all external conditions

EasyFix efficiency

20% saving in wall covering application time*.

Thanks to its adhesive system, the wall covering can be applied directly to the wall or ceiling.

No need to glue the wall beforehand.

30% saving in a room renovation time*.

Once applied, the wall covering can be painted immediately. No need to wait 24 hours for the glue to dry.

A room can be renovated in less than 2 days.

* Calculations are based on a typical application for a standard 15 m² room

Application advice:

- 1 - Apply the wall covering, smooth it and cut off the excess



Practical advice:

- Make sure that the surface is clean, dry and primed
- Check if the wall is vertical and apply the first strip
- Within 50 cm of the top, place the second strip adjacent to the first one to get a perfect joint. Then apply the whole length
- For technical sections, make a double cut to get a perfect joint
- Smooth the strip to remove air bubbles and check adhesiveness before starting the 2nd strip
- Apply the wall covering carefully in angles and cut off the excess

- 2 - Apply a second layer of acrylic paint immediately. Once fully dry, apply a second layer of acrylic paint



Practical advice:

- Respect the applications conditions of the paint producer
- The 1st layer must go through the wall covering to ensure firm adhesion to the wall
- If necessary, adjust the viscosity of the acrylic paint to ensure it spreads evenly
- Apply generously on the wall covering
- Do not use a diluted paint for the second layer to ensure a thick and durable film of paint

NOVELIO

CLASSIC



Product range

| Pattern | Finish | Code | g / m ² | roll size [m × m] | rolls / pallet | qty / pallet [m ²] |
|---------|---------------|--------|--------------------|----------------------|----------------|-----------------------------------|
| Weaving | Self-adhesive | T1038X | 125 | 50 × 1 | 24 | 1200 |
| Weaving | Self-adhesive | T1038X | 125 | 25 × 1 | 35 | 875 |

NOVELIO

CLASSIC



The solution to all your requirements

Decorative, soft and resistant fiberglass wall coverings with several finishes

- **Standard**, a wide range of patterns to be applied in a traditional way
- **EasyPaint**, pre-painted wall coverings that save one layer of paint during application
- **EasyFix**, a self-adhesive product to be applied directly to the support and immediately painted
- **EasyGlue**, pre-glued products for an efficient application (glue must be reactivated with water)

Durable protection of walls and ceilings

- reinforces delicate surfaces
- abrasion resistant
- impact resistant
- covers small cracks and irregularities cracks


A range of certified products



Certificate Oeko-Tex Standard 100
no harmful substances



Fire reaction according to the standard
EN 13501-1: **Euroclass B-s1-d0**
on support A1 or A2



Emission of volatile organic
components: **Class A+**
(very low emission of harmful pollutants)

The commitments of Saint-Gobain ADFORS

Novelio® range respects the European requirements in safety, health and environmental protection.

- All our fiberglass wall coverings meet the conformity criteria applied to decorative wall coverings
- Saint-Gobain ADFORS ensures a quality control throughout the production process according to the standard procedures of EN 15102
- Saint-Gobain ADFORS adds the CE 1020 mark to all the labels according to the standard EN 15102
- Saint-Gobain ADFORS production sites are certified ISO9001 and ISO 14001
- Saint-Gobain ADFORS has performed a life cycle analysis of its fiberglass wall coverings NOVELIO®
- On request, Saint-Gobain ADFORS can provide extracts of the ESDS



Saint-Gobain ADFORS CPE
Phone: +420 461 651 111

For more information, visit our website www.novelio.com